





MY SUMMER

PRACTICE

PACKET





My First Name Is...

A writing template consisting of five rows of horizontal lines. Each row is defined by a solid top line, a dashed middle line, and a solid bottom line, providing a guide for letter height and placement.

Trace the uppercase and lowercase letter

Aa Bb Cc Dd

Ee Ff Gg Hh

Ii Jj Kk Ll

Mm Nn Oo Pp

Qq Rr Ss Tt

Uu Vv Ww Xx

Yy Zz



F

B

G

P

H

A

J

M

I

b

a

m

f

i

g

p

h

j

E

Q

C

D

L

Z

R

N

K

c

n

z

d

q

e

l

k

r

Trace and Write My Numbers

Name _____

1	2	3	4	5	6	7	8	9	10
1	2	3	4	5	6	7	8	9	10


Name: _____

Count and Circle !

Count the pictures and circle the correct number.




1 5 3



4 2 3



9 8 6



7 5 8



10 5 2

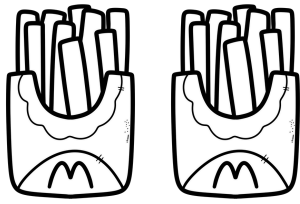


1 9 4

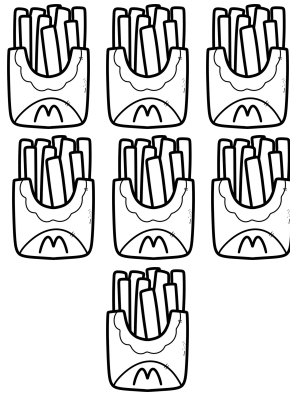
Name: _____

Count and Circle !

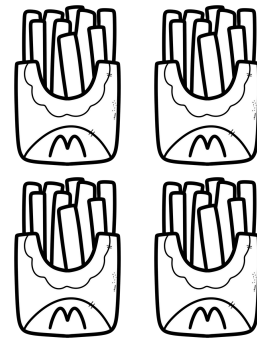
Count the pictures and circle the correct number.



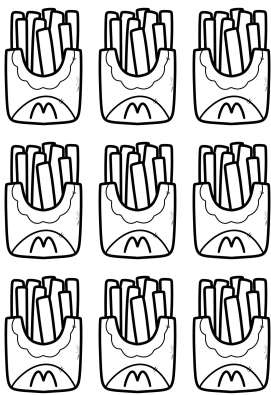
4 2 3



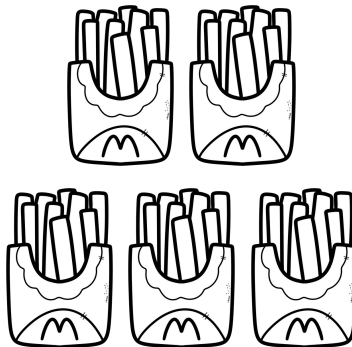
1 7 4



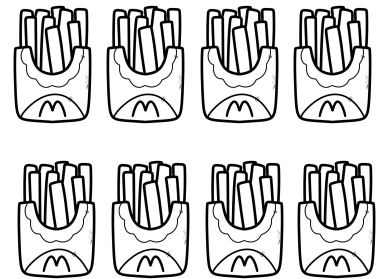
4 6 7



10 7 9



8 5 7

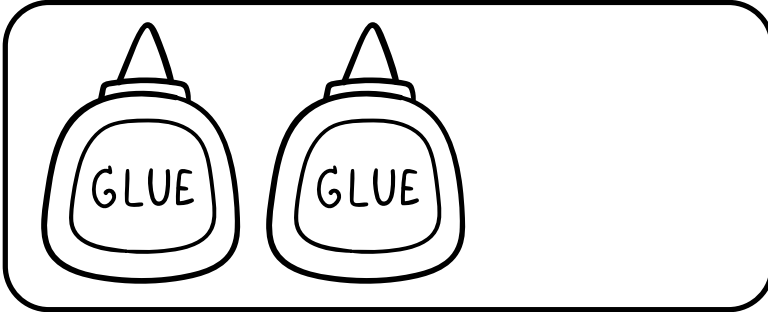



7 8 9

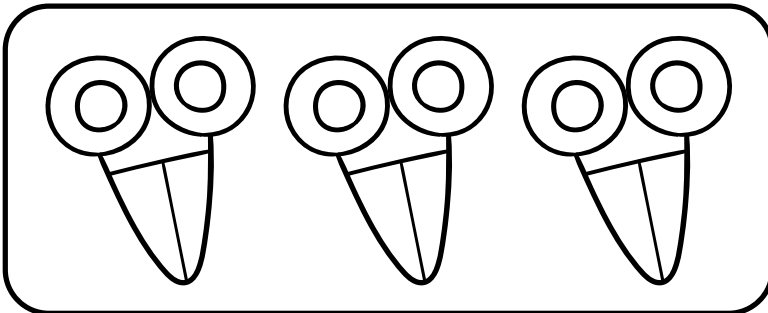
Name : _____

Back to School

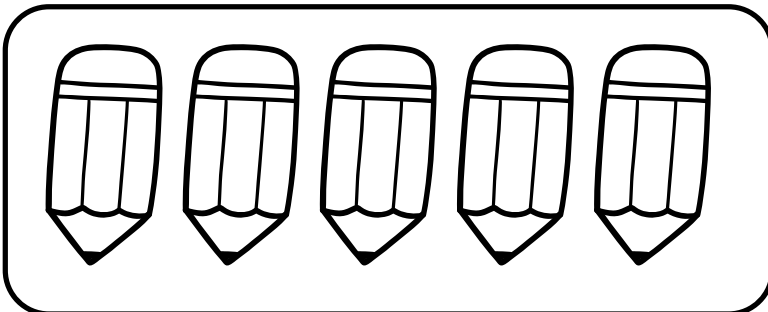
Cut and paste the correct number.




1




5



4



3




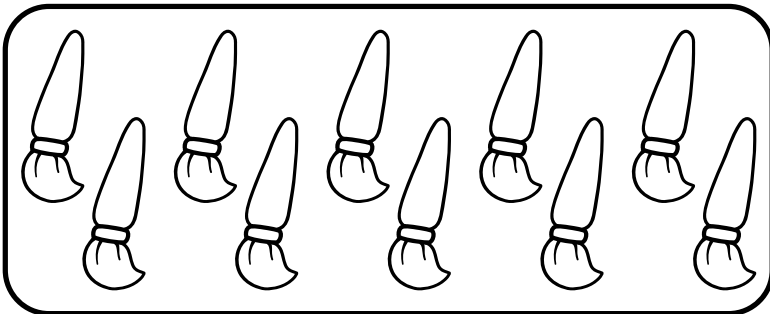



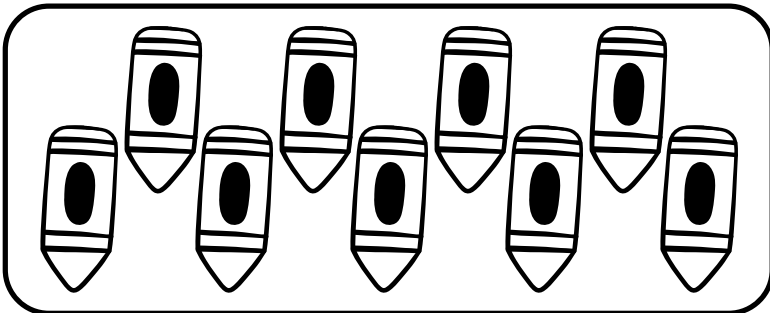
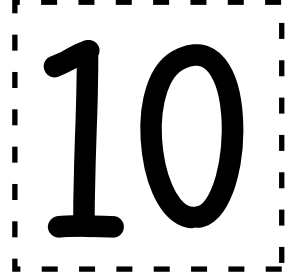

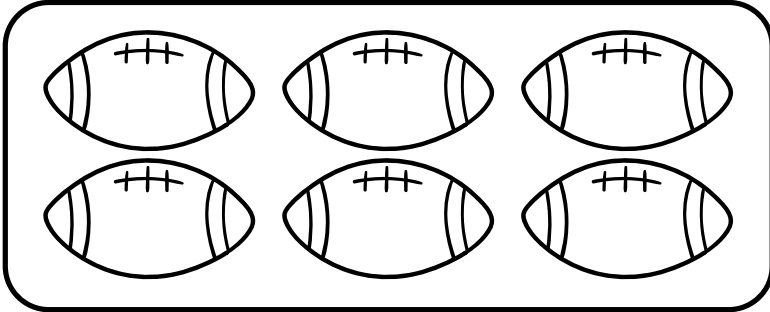



2

Name : _____

Back to School

Cut and paste the correct number.



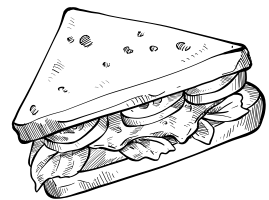









Name _____

Date _____

SHAPE MATCHING

Match the objects with the same shape.





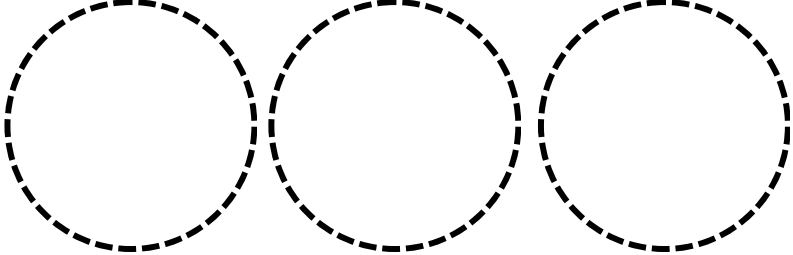




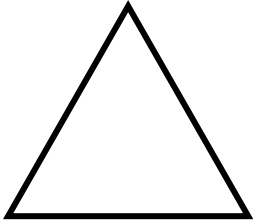
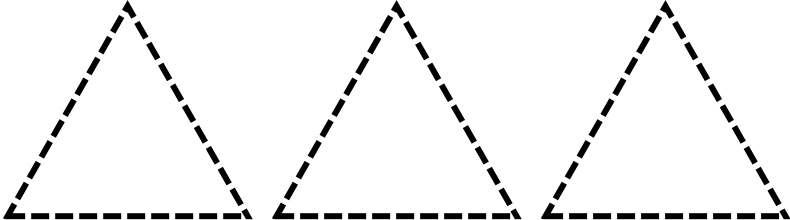

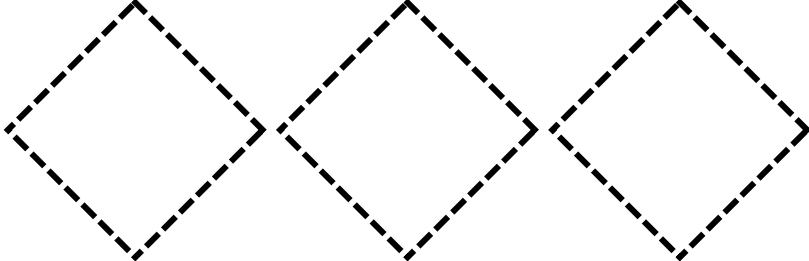
Name _____

Date _____

TRACE THE SHAPES

Color and trace the shapes.




Name: _____

Let's Build a Sentence! 1

Directions: Cut out the words at the bottom of the page. Glue them in the correct order to make a sentence. Write the sentence on the line.



--	--	--	--	--

in play we water. the